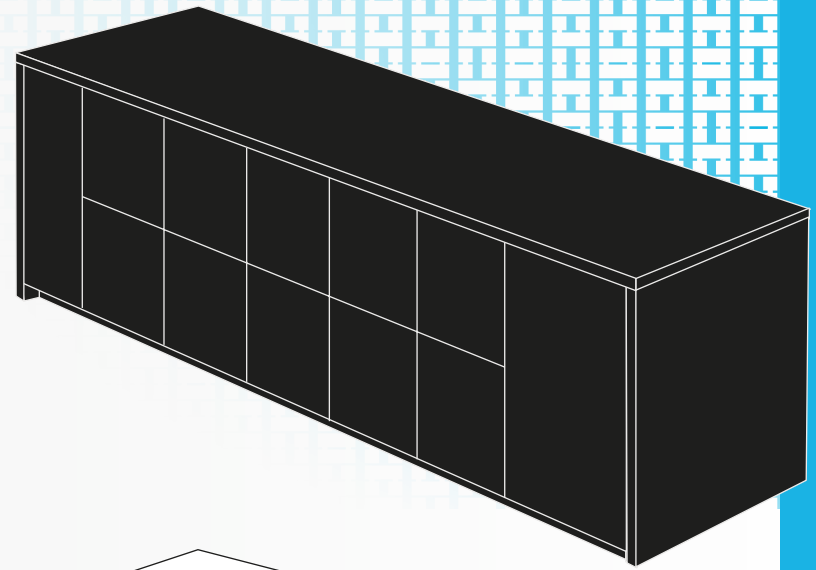




Workplace Island Design



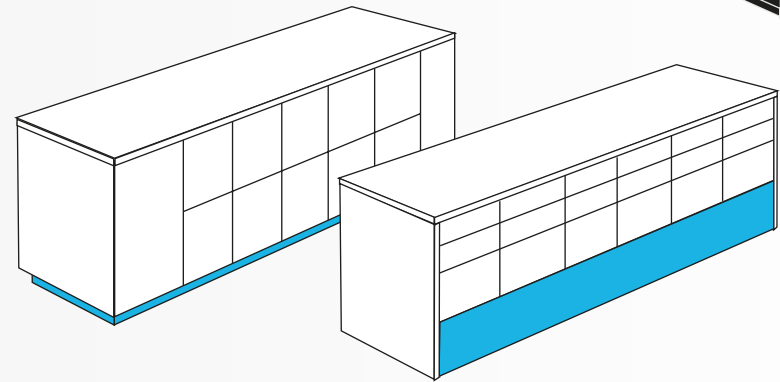
Designing with **purpose**

By taking basic fundamentals of a locker, and elevating it with design and user experience – we can create a beautiful, functional locker that will bring joy to the user and insights into how your smart building is utilized.

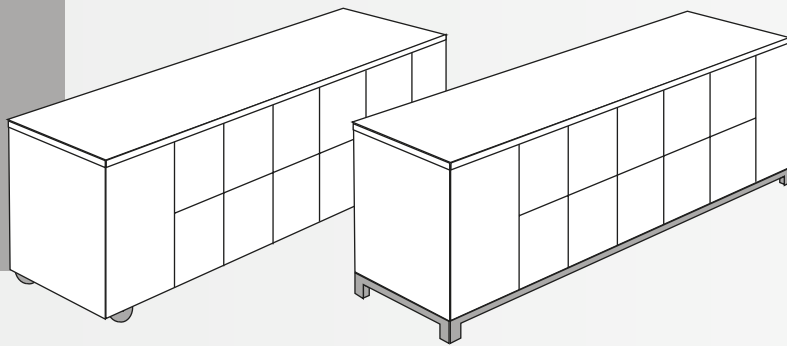
THE BASE

Designing from the bottom up — Bases allow for various heights to address needs of accessibility, modularity, and additional storage.

Standard Base: Standard heights range from 2", 4", 6", 8", 12" and 18". Custom heights available on inch-increments from 2" to 18" high.

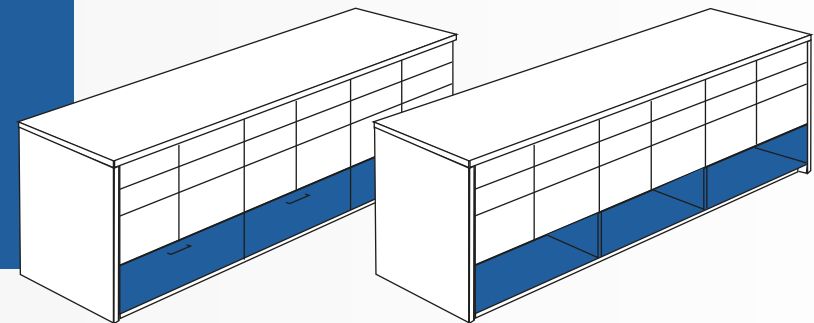


CASTERS & LEGS

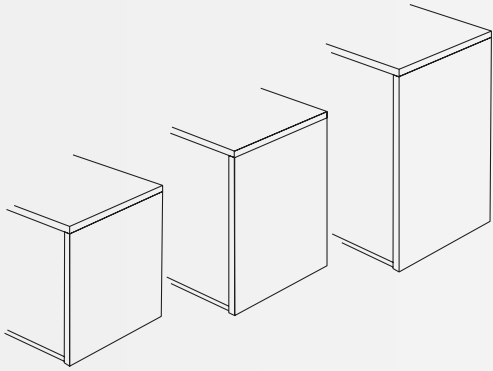


Create a modular design by adding casters or legs to the base of the island and easily relocate as workflow and office design evolves.

DRAWERS & CUBBIES



Maximize storage space in the base by adding drawers that can be lockable or open cubbies. Drawer widths range from 15" to 42" wide.



ISLAND HEIGHTS & DEPTHS

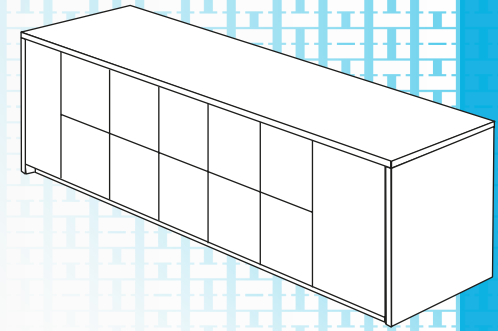
Design with any of the base heights or modular and storage solution bases for industry standard heights:

Bar Height – 42”

Counter Height – 34”

Work Surface Height – 29.5”

Design islands to be single- or double-sided with lockers or storage.



LOCKER SIZES

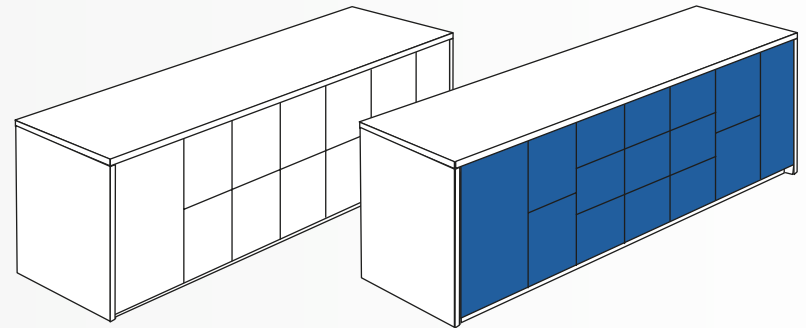
Locker openings can be a variety of dimensions within the same island. Providing convenient temporarily storage regardless of what users have with them that day.

STANDARD SIZES*

Custom Sizes Available

WIDTH	DEPTH	HEIGHT
12”	15”	36”
15”	18”	40”
18”	20”	

*Custom sizes available. on inch-increments. Custom widths and depths range from 12” to 24” wide columns. Custom heights from 28” to 42” high. Does not include height of base.

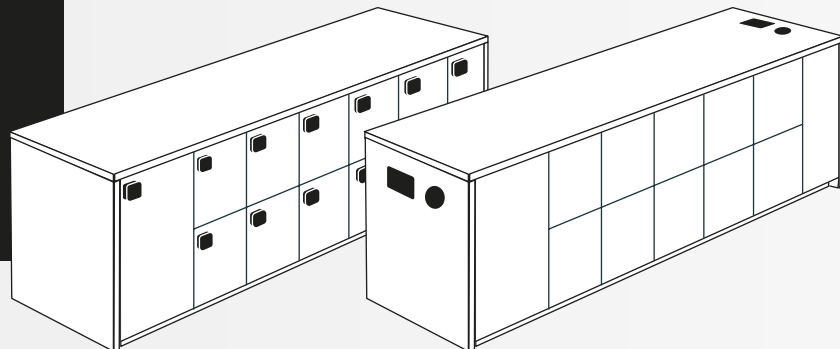


Incorporate drawers with smart locks as an alternative option to doors.

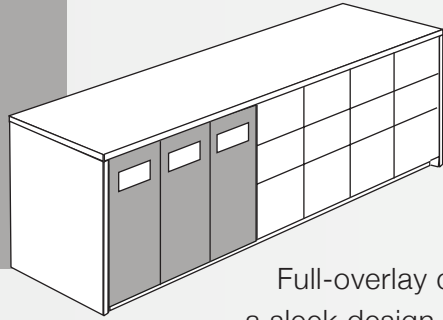
SMART LOCK OPTIONS

Wireless and wired smart locks create a streamlined user experience using an RFID badge, smartphone, or wearable. Smart locks provide ultimate flexibility that allow lockers to be assigned-, unassigned-use, or a mix of both. Easy cleanability. Total visibility, management, insight into locker usage, and much more.

Wired smart lockers have no lock mounted to the door and have a centralized reader mounted to the work surface, end cap, or service locker of the island. Wireless smart lockers have a lock mounted to every door with a back-up pinpad to access lockers.




RECYCLE & TRASH



Full-overlay doors, with concealed hinges and push latches, create a sleek design.

Each cut-out represents different content that's able to be disposed. The openings can be different shapes, flap-doors, and/or defined with the help of vinyl labeling.

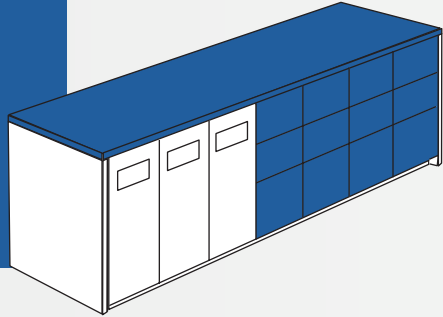
Incorporate recycle and trash receptacles in island design to create a cohesive design that compliments your space.



BIOPHILIA

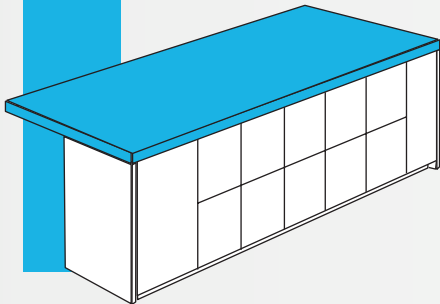
Consider incorporating planter boxes into your workplace islands. Increase the use of space, productivity, and well-being of those that are in and are using those spaces.

WORK SURFACES & MATERIALS



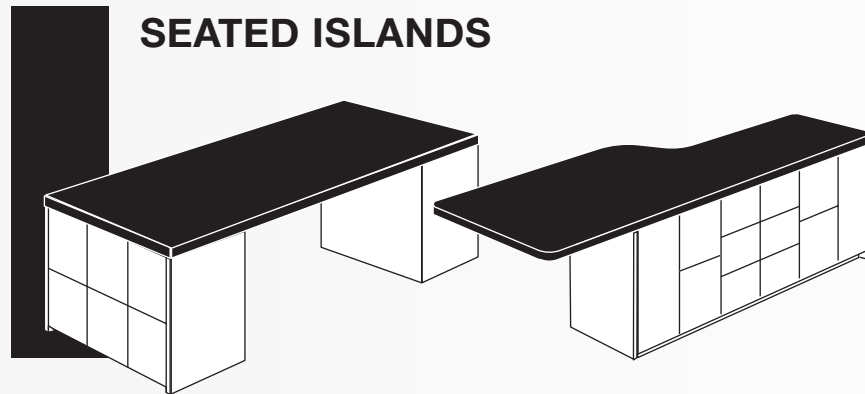
Consider work surface materials that enhance your design and encourage collaboration. Countertops can be designed with writeable finishes, such as whiteboard laminate. Nonporous material, such as solid surface, offer a smooth, easy to clean surface. Or alternative door materials can even disguise the lockers.

STANDING ISLANDS



Design a single-wide storage island with an extended work surface to allow for seating on one side. The extended work surface can be designed with writeable surfaces, nonporous surfaces, or compact laminate.

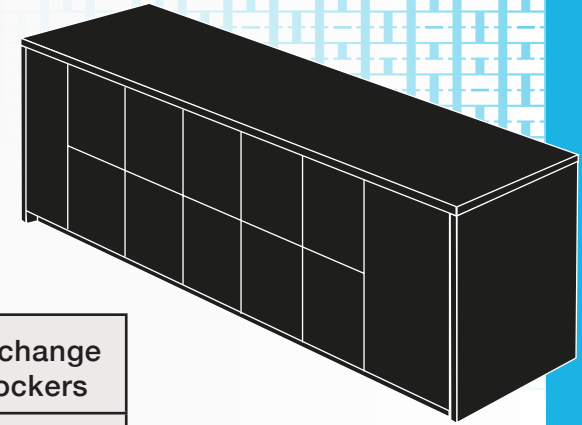
SEATED ISLANDS



Design a unique solution that puts the users at the center. Smaller locker banks, turned a quarter-turn, serve as the legs of a large work surface for independent or collaborative work (shown left). Design organic shaped countertop for multiple seating and space for impromptu meetings (shown right).

Workplace Island Design

Designing with **purpose**



	Islands	Wall Lockers	Zone Dividers	End Cap Lockers	Exchange Lockers
Bases	X	X	X	X	X
Casters & Legs	X		Legs	X	
Drawers & Cubbies	X	X	X	X	X
Different-Sized Locker Openings	X	X	X	X	X
Open Cubbies / Passthu		Cubbies	X		
Drawers	X	X	X	X	X
Smart Locks	X	X	X	X	X
Cabinets	X	X	X	X	
Planter Boxes	X	X	X	X	
Stepped Lockers		X	X		X
Media Display		X	X		
Whiteboard/Chalkboard/Tackboard Panels		X	X		
Bench Seating		X	X		
Countertop Surfaces	X			X	
Countertop Surface with Seating	X				
Phonebooths		X	X		
Door Materials	X	X	X	X	X